



FUND FACT SHEET

USD FIXED INCOME FUND

PT. AIA FINANCIAL registered and supervised by the Financial Services Authority

31 January 2019

INVESTMENT MANAGER

Established in 15 July 1996, PT. AIA FINANCIAL (AIA) is one of the leading life insurance companies in Indonesia that registered and supervised by the Indonesian Financial Services Authority. AIA in Indonesia is a subsidiary of the AIA Group. With experienced personnel, AIA's Investment team manages the investments of all existing funds in accordance with its investment objectives and risk profile. AIA's Investment team has the proficiency to identify economic conditions and investment movements to generate competitive investment returns through a variety of financial instruments such as money market, bonds, shares and/or mutual funds.

INVESTMENT OBJECTIVE

To provide investor an attractive investment return through strategic and selective investments in US dollar denominated fixed income instruments with moderate risk tolerance.

TARGET ALLOCATION

0% - 20% : Money Market Instruments
80% - 100% : Fixed Income Securities

FUND INFORMATION

Launch Date : 7 November 2000
Launch Price : USD 1.00
Unit Price (NAV) : USD 2.70
Risk Level : Moderate
Fund Duration : 7.36

Fund Size (million) : USD 53.42
Fund Management Fee : 1.45% per annum
Pricing Frequency : Daily
Benchmark : 90% BBG USD EM Indonesia Sov. Bond
10% 3 Month USD Avg Time Deposit (Net)
Benchmark Duration : 7.52

FUND PERFORMANCE

Fund	Fund Performance						
	1 Month	3 Months	YTD	1 Year	Annualised		
					3 Years	5 Years	Since Inception
USD Fixed Income	3.27%	5.51%	3.27%	-0.55%	2.76%	3.03%	5.61%
Benchmark*	3.28%	6.23%	3.28%	-0.12%	1.78%	0.82%	0.32%

* current benchmark is effective from 1 Jan 2019

From 1 Dec 2018 to 31 Dec 2018: 90% BBG USD EM Indonesia Sov. Bond Indonesia + 10% Deposit Rate Avg 1M USD (Net of 20% WHT)

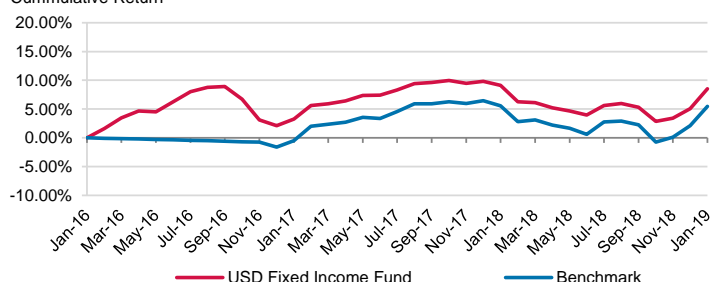
From 1 Dec 2016 to 31 Dec 2017: 90% BBG USD EM Indonesia Sov. Bond Indonesia + 10% Deposit Rate Avg 3M USD (Net of 20% WHT)

From 1 Mar 2013 to 30 Nov 2016: Indonesia Deposit Rate Avg 3M USD (Net of 20% WHT)

Since inception to 28 Feb 2013: Indonesia Deposit Rate Avg 1M USD (Net of 20.0% WHT)

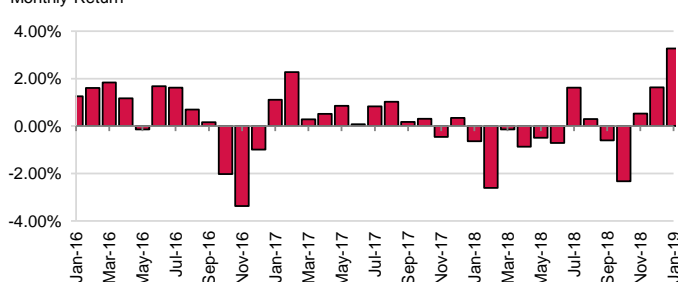
LAST 3 YEARS CUMULATIVE RETURN

Cummulative Return

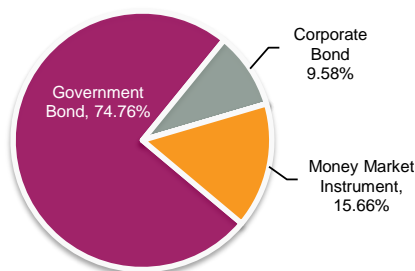


LAST 3 YEARS MONTHLY RETURN

Monthly Return



ASSET ALLOCATION



SECTOR ALLOCATION

Government Bond	74.76%
Energy	0.97%
Materials	2.48%
Utilities	6.13%
Bond < 1 Year	9.68%
TD + Cash	5.99%

TOP HOLDINGS

INDON 2021
INDON 2024
INDON 2035
INDON 2037
INDON 2038
INDON 2042
INDON 2044
INDON 2045
INDON 2047
Majapahit Holding BV 2020 Bond

FUND MANAGER COMMENTARY

USD Fixed Income Fund recorded performance of +3.27% in January 2019 after a range of Federal Reserve officials has shifted view for the Fed to pause rate hike this year and reassess economic conditions. Investors turned bullish on risky assets including Indonesia bonds. Overall Indonesia sovereign bonds prices surged especially above 3-year tenor. During upcoming months, investors continue staying cautious until after the Indonesia election period, coupled with economic condition in China, EU and USA.

DISCLAIMER: USD Fixed Income Fund is an investment-linked fund offered by PT. AIA FINANCIAL. This document is prepared by PT. AIA FINANCIAL and solely for informational use only. This document is not an offer for sale nor a solicitation of an offer to purchase. Investment in unit-link product contains risks including but not limited to political risk, risk on changes in government decree or other government regulations, interest rate risk, liquidity risk, credit risk, equity risk and exchange rate risk. The performances of the funds are not guaranteed; the unit price and the investment result may increase or decrease. Past performances do not constitute a guarantee for future performance.