



FUND FACT SHEET

IDR GROWTH EQUITY SYARIAH FUND

PT. AIA FINANCIAL registered and supervised by the Financial Services Authority

28 February 2019

INVESTMENT MANAGER

Established in 15 July 1996, PT. AIA FINANCIAL (AIA) is one of the leading life insurance companies in Indonesia that registered and supervised by the Indonesian Financial Services Authority. AIA in Indonesia is a subsidiary of the AIA Group. With experienced personnel, AIA's Investment team manages the investments of all existing funds in accordance with its investment objectives and risk profile. AIA's Investment team has the proficiency to identify economic conditions and investment movements to generate competitive investment returns through a variety of financial instruments such as money market, bonds, shares and/or mutual funds.

INVESTMENT OBJECTIVE

The Portfolio is a sharia investment option that provides investor with aggressive growth that aims to give superior long-term investment return with high risk tolerance.

TARGET ALLOCATION

0% - 20% : Sharia money market instrument
80% - 100% : Equities listed in Sharia Securities List and/ or Sharia mutual funds

FUND INFORMATION

Launch Date	: 10 June 2015	Fund Size (million)	: IDR 67,042.71
Launch Price	: IDR 1,000.00	Fund Management Fee	: 2.10% per annum
Unit Price (NAV)	: IDR 1,026.50	Pricing Frequency	: Daily
Risk Level	: High	Benchmark	: 98% Indonesia Sharia Stock Index 2% 3-Month IDR Avg Time Deposit (Net)

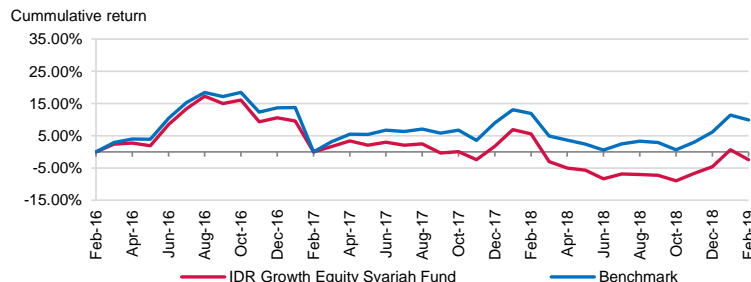
FUND PERFORMANCE

Fund	Fund Performance						
	1 Month	3 Months	YTD	1 Year	Annualised		
					3 Years	5 Years	Since Inception
IDR Growth Equity Syariah**	-2.99%	4.58%	2.28%	-7.52%	2.63%	N/A	0.71%
Benchmark*	-1.35%	6.69%	3.50%	-1.79%	8.13%	N/A	4.79%

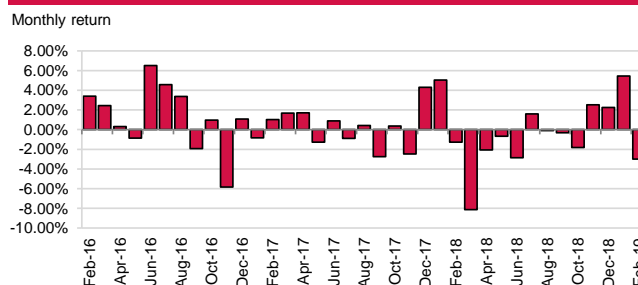
*Current benchmark is effective since inception

**Fund Performance (Net Asset Value) calculation is already included cost related to transaction, management fee and administrative fee

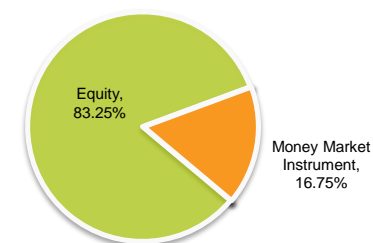
LAST 3 YEARS CUMULATIVE RETURN



LAST 3 YEARS MONTHLY RETURN



ASSET ALLOCATION



SECTOR ALLOCATION

Consumer Discretionary	12.27%
Consumer Staples	26.62%
Energy	6.32%
Financials	1.46%
Health Care	1.34%
Industrials	2.60%
Materials	10.36%
Real Estate	5.52%
Telecommunication Services	14.19%
Utilities	2.57%
TD + Cash	16.75%

TOP HOLDINGS

PT Astra Internasional Tbk	12.27%
PT Bank Syariah Bukopin	26.62%
PT Bank Tabungan Negara Syariah	6.32%
PT Charoen Pokphand Indonesia Tbk	1.46%
PT Indofood CBP Sukses Makmur Tbk	1.34%
PT Indofood Sukses Makmur Tbk	2.60%
PT Semen Indonesia Persero Tbk	10.36%
PT Telekomunikasi Indonesia Tbk	5.52%
PT Unilever Indonesia Tbk	14.19%
PT United Tractors Tbk	2.57%
	16.75%

FUND MANAGER COMMENTARY

In February 2019, IDR Growth Equity Syariah Fund booked performance of -2.99% mom, in the same direction with ISSI performance of -1.2%. By sector inside ISSI, Communication Services was the largest positive contributor (0.6% mom), while Consumer Discretionary was the largest negative contributor (-1.1% mom). Global market continued the rebound in last month, supported by ongoing Fed dovish statement and positive development of US-China trade talk. However foreign selling activity (net outflow of IDR 3.36tn) which was driven by profit taking activity due to previously better relative performance in the last six months had pressured Indonesian market to be closed on negative territory. IDR slightly weaken against USD by 0.7% mom to IDR 14,069/USD with January trade balance come at deficit USD 1.16bn. Going forward, Indonesia Equity market will continue to depend on domestic economy development, USD/IDR currency movement and global risks' dynamics.

DISCLAIMER: IDR Growth Equity Syariah Fund is an Sharia investment-linked fund offered by PT. AIA FINANCIAL. This document is prepared by PT. AIA FINANCIAL and solely for informational use only. This document is not an offer for sale nor a solicitation of an offer to purchase. Investment in Sharia unit-link product contains risks including but not limited to political risk, risk on changes in government decree or other government regulations, risk on distribution on income / margin / fee, liquidity risk, credit risk, equity risk and exchange rate risk. The performances of the funds are not guaranteed; the unit price and the investment result may increase or decrease. Past performances do not constitute a guarantee for future performance.