



FUND FACT SHEET

IDR DYNAMIC SYARIAH FUND

PT. AIA FINANCIAL registered and supervised by the Financial Services Authority

28 February 2019

INVESTMENT MANAGER

Established in 15 July 1996, PT. AIA FINANCIAL (AIA) is one of the leading life insurance companies in Indonesia that registered and supervised by the Indonesian Financial Services Authority. AIA in Indonesia is a subsidiary of the AIA Group. With experienced personnel, AIA's Investment team manages the investments of all existing funds in accordance with its investment objectives and risk profile. AIA's Investment team has the proficiency to identify economic conditions and investment movements to generate competitive investment returns through a variety of financial instruments such as money market, bonds, shares and/or mutual funds.

INVESTMENT OBJECTIVE

The Portfolio is a sharia investment option that provides investor an optimum return with moderate to high risk tolerance through investments in IDR fixed income instruments and listed equity with diversified level of risk.

TARGET ALLOCATION

0% - 40% : Sharia Money Market Instruments
30% - 80% : IDR Sharia Fixed Income securities and/ or
Sharia Fixed Income Mutual Fund(s) incl. ETF
30% - 80% : Equities listed in Sharia Securities List and/ or
Sharia Mutual Fund(s) incl. ETF

FUND INFORMATION

Launch Date	: 10 June 2015	Fund Size (million)	: IDR 58,235.15
Launch Price	: IDR 1,000.00	Fund Management Fee	: 1.85% per annum
Unit Price (NAV)	: IDR 1,089.40	Pricing Frequency	: Daily
Risk Level	: Moderate to High	Benchmark	: 50% Indonesia Sharia Index 50% 3-Month IDR Avg Time Deposit (Net)

FUND PERFORMANCE

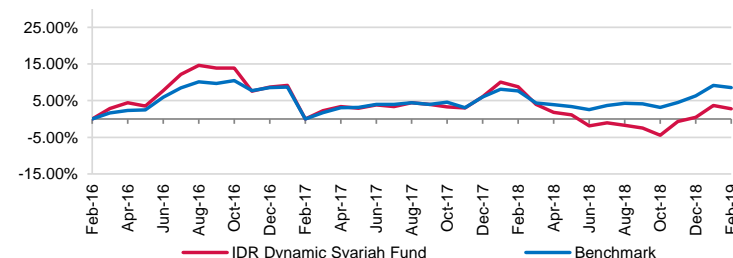
Fund	Fund Performance						
	1 Month	3 Months	YTD	1 Year	Annualised		
					3 Years	5 Years	Since Inception
IDR Dynamic Syariah**	-0.88%	3.51%	2.32%	-5.49%	4.16%	N/A	2.33%
Benchmark*	-0.56%	3.83%	2.08%	0.78%	5.91%	N/A	4.31%

*Current benchmark is effective since inception

**Fund Performance (Net Asset Value) calculation is already included cost related to transaction, management fee and administrative fee

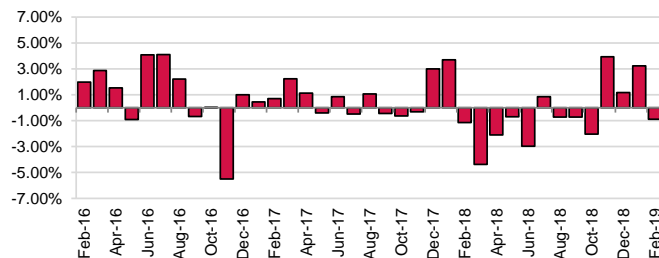
LAST 3 YEARS CUMULATIVE RETURN

Cummulative return

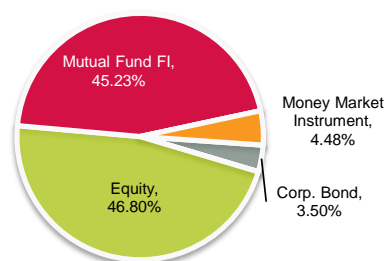


LAST 3 YEARS MONTHLY RETURN

Monthly return



ASSET ALLOCATION



SECTOR ALLOCATION

Consumer Discretionary	6.49%
Consumer Staples	15.37%
Energy	3.55%
Financials	0.63%
Health Care	0.68%
Industrials	1.52%
Materials	5.30%
Real Estate	4.28%
Telecommunication Services	7.62%
Utilities	1.37%
Telecommunication Services	3.50%
MF Fixed Income	45.23%
Bond < 1 Year	2.61%
TD + Cash	1.86%

TOP HOLDINGS

MTN Syariah Ijarah I Telkom-18B
PT Astra Internasional Tbk
PT Indofood CBP Sukses Makmur Tbk
PT Telekomunikasi Indonesia Tbk
PT Unilever Indonesia Tbk
SBSN Seri IFR0006
SBSN Seri IFR0010
SBSN Seri PBS011
SBSN Seri PBS012
Sukuk Ijarah II PT Excelcomindo I 2018A

FUND MANAGER COMMENTARY

In February 2019, IDR Dynamic Syariah Fund booked performance of -0.88%. Foreign selling activity (net outflow of IDR 3.36tn) in equity market was driven by profit taking due to previously better relative performance in the last six months had pressured Indonesia Sharia Index performance to be closed on negative territory (-1.2%). The profit taking activity also resulted correction in large cap stock with relatively higher liquidity compare to mid-small cap stocks. Meanwhile, volatility of Indonesia government bonds persisted, in line with the movement of USD/IDR currency. Rupiah depreciated 0.69% against US dollar from IDR 13,973 on 31 January 2019 to IDR 14,069 on 28 February 2019. Investors' outlook for next month is still cautious but optimistic related to Indonesia government bonds, considering the slow progress on trade tariff negotiation between US and China, global economic growth and Indonesia trade deficit.

DISCLAIMER: IDR Dynamic Syariah Fund is an Sharia investment-linked fund offered by PT. AIA FINANCIAL. This document is prepared by PT. AIA FINANCIAL and solely for informational use only. This document is not an offer for sale nor a solicitation of an offer to purchase. Investment in Sharia unit-link product contains risks including but not limited to political risk, risk on changes in government decree or other government regulations, risk on distribution on income / margin / fee, liquidity risk, credit risk, equity risk and exchange rate risk. The performances of the funds are not guaranteed; the unit price and the investment result may increase or decrease. Past performances do not constitute a guarantee for future performance.