



FUND FACT SHEET

IDR FIXED INCOME FUND

PT. AIA FINANCIAL registered and supervised by the Financial Services Authority

31 December 2019

INVESTMENT MANAGER

Established in 15 July 1996, PT. AIA FINANCIAL (AIA) is one of the leading life insurance companies in Indonesia that registered and supervised by the Indonesian Financial Services Authority. AIA in Indonesia is a subsidiary of the AIA Group. With experienced personnel, AIA's Investment team manages the investments of all existing funds in accordance with its investment objectives and risk profile. AIA's Investment team has the proficiency to identify economic conditions and investment movements to generate competitive investment returns through a variety of financial instruments such as money market, bonds, shares and/or mutual funds.

INVESTMENT OBJECTIVE

The Portfolio shall be managed to provide investor an attractive investment return through strategic and selective investments in IDR denominated fixed income instruments with moderate risk tolerance.

TARGET ALLOCATION

0% - 20% : Money Market Instruments
80% - 100% : IDR Fixed Income securities and/ or IDR Fixed Income mutual fund(s)

FUND INFORMATION

| | | | |
|------------------|-------------------|---------------------|---|
| Launch Date | : 7 November 2000 | Fund Size (million) | : IDR 1,019,233.99 |
| Launch Price | : IDR 1,000.00 | Fund Management Fee | : 1.65% per annum |
| Unit Price (NAV) | : IDR 4,008.25 | Pricing Frequency | : Daily |
| Risk Level | : Moderate | Benchmark | : 90% Bloomberg IDR Indonesia Sov. Bond Index 10% 3-Month IDR Avg Time Deposit (Net) |
| Fund Duration | : 6.28 | Benchmark Duration | : 5.33 |

FUND PERFORMANCE

| Fund | Fund Performance | | | | | | |
|--------------------|------------------|----------|--------|--------|------------|---------|-----------------|
| | 1 Month | 3 Months | YTD | 1 Year | Annualised | | |
| | | | | | 3 Years | 5 Years | Since Inception |
| IDR Fixed Income** | 0.26% | 2.29% | 11.27% | 11.27% | 6.78% | 6.11% | 7.52% |
| Benchmark * | 0.57% | 2.37% | 11.59% | 11.59% | 7.38% | 6.72% | 10.00% |

*Current benchmark is effective from 1 May 2016

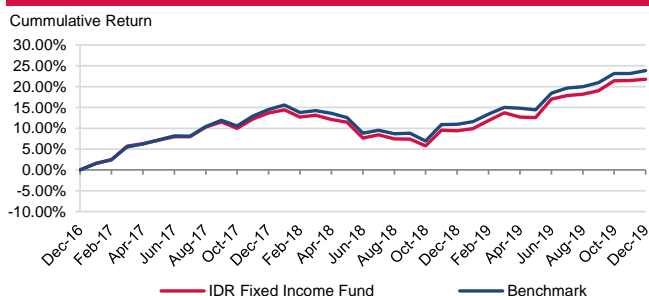
1 Mar 2013 to 30 Apr 2016: 90%HSBC Indonesia Local Currency Govt Bond (Net)+10% Indonesia Deposit Rate Avg 3 Month IDR (Net)

1 Jan 2001 to 28 Feb 2013: HSBC Indonesia Local Currency Govt Bond TR (Net)

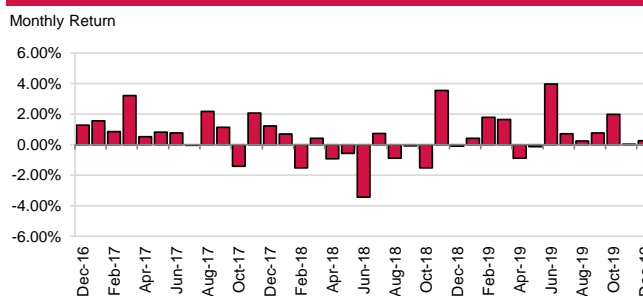
Since Inception to 31 Dec 2000: Indonesia SBI 1M Auction Avg yield (Net)

**Fund Performance (Net Asset Value) calculation is already included cost related to transaction, management fee and administrative fee

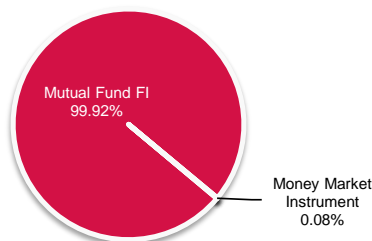
LAST 3 YEARS CUMULATIVE RETURN



LAST 3 YEARS MONTHLY RETURN



ASSET ALLOCATION



SECTOR ALLOCATION

| | |
|-----------------|--------|
| MF Fixed Income | 99.92% |
| TD + Cash | 0.08% |

TOP HOLDINGS

Government Bond FR0056
Government Bond FR0070
Government Bond FR0072
Government Bond FR0078
Government Bond FR0079

FUND MANAGER COMMENTARY

Indonesia local government bond market made a positive return in December 2019 with Bloomberg Indonesia Local Sovereign Index (BINDO) went up +0.7% on monthly basis and IDR Fixed Income Fund performance reported +0.26% return in the same month. As expected, Bank Indonesia kept interest benchmark rate seven-day reverse repo rate at 5%. The Indonesia CPI declined from 3% YoY in November to 2.72% YoY in December 2019, the lowest level since 1999. Meanwhile, the Rupiah also appreciated +1.7% on monthly basis against USD. On global side, US-China trade war tension declined as comprehensive phase-one trade deal would be signed soon as China has promised to increase purchases of US agricultural products and boost intellectual property protections, while the US rolled back some tariffs.

DISCLAIMER: IDR Fixed Income Fund is an investment-linked fund offered by PT. AIA FINANCIAL. This document is prepared by PT. AIA FINANCIAL and solely for informational use only. This document is not an offer for sale nor a solicitation of an offer to purchase. Investment in unit-link product contains risks including but not limited to political risk, risk on changes in government decree or other government regulations, interest rate risk, liquidity risk, credit risk, equity risk and exchange rate risk. The performances of the funds are not guaranteed; the unit price and the investment result may increase or decrease. Past performances do not constitute a guarantee for future performance